



March Newsletter

Junior Kindergarten Two A

Subject	CEFA Curriculum Learning Objectives (CEFA games and activities)		
Reading Letters of the month: r & s	Auditory perception:	We will be playing games that focus on listening skills and phonetic awareness such as: Sound bingo & acting out the actions to the words we here the teacher saying, that begin with the letters r & s .	
	Reading comprehension:	The children will get to retell familiar stories to our sleepy rabbit or seal puppets, which fall asleep and miss parts of the stories.	
	Visual perception:	Matching letter r & s objects to their pictures & placing the correct letter r & s objects into the correct letter alphabet boxes.	
	Imagination and creativity:	Giving the children felt pieces and asking them to make up their own stories.	
Writing One-on-One Sensorial / Worksheets: <ul style="list-style-type: none"> • Curves • First name (letter by letter) • Letters of the month: r & s • Journaling 	Fine motor games:	Pipes and tubes, Stacking Rings, Magnetic Tile Blocks, Connector Shapes.	
	Eye hand coordination:	Wooden Patterning Beads, Gold Coins and Tweezers, Small Peg Stackers, Scooping and Pouring Beads into a Hat.	
	Craft projects:	Making tissue paper rainbows and sponge paintings suns.	
	Drawing and colouring:	Still drawing objects for the letters r & s and using coloring worksheets.	
Math Number of the month is: Seven <ul style="list-style-type: none"> • Counting • Computing • Number order • Number recognition 	Reasoning:	Putting together a Skeleton puzzle	
	Colors and Shapes:	The color of the month is purple and the shape is a diamond	
	Measurement:	Measuring ourselves and comparing, ourselves with each other.	



		Estimation and Arithmetic:	Estimating how many bones we have in our hands, feet, etc
Science 	Our science topic for the month of March is: <p style="text-align: center;">Our Bodies.</p>	The Stem Challenge For The Month Of March Is to: Find as many different ways as possible to reconstruct the bones in our bodies.	We will be exploring the makeup of our bodies, such as our bones, organs and senses. We will discover the function of each and participate in activities such as taste tests and tactile matching.



Monthly Update From The Teachers: We would like to express our appreciation to all of the families who have contributed to our curriculum either through bringing in supplies, volunteering or ordering scholastic books. You have all been so readily helpful and supportive of the Junior Kindergarten Two A program. Thank you for your contributions to the classroom!

Our Valentine's Day Celebration was a lot of fun. We were delighted to have so many friends to give valentines to, and we really enjoyed making our special Valentine's day mailboxes too!



Socials This Month: My Friends!

This month, we will be thinking about relationships at school and within our peer groups; **"These are My Friends!"** is our socials focus for the month of March. We will be learning about what it means to be a good friend and what a friendship defines, generally.

Socials Homework: 📌 Families can help further this learning by talking with their child(ren) about friendships. Why do you have the friends that you do? Should we be friends with everyone we know? What makes someone a good friend? Explore, explore, explore!

I Contribute To The World: Book Drive!

I Contribute To The World Homework: 📌 **Books, Book, Books.** For the month of **March**, we are asking families, who are ready to clean out their library, to bring in books for our book drive. Please makes sure that books you are donating are lightly used and not ripped or written in.

Reading At Home Program:

We are very excited to launch our new Reading at Home Program. This program has been designed to expose the children to more books and frequency in reading.


We at core education and fine arts challenge each family to 200 nights of reading! You can choose to read a story to your child or they can read one to you.

Every time 50 nights of reading is completed; your child will need to return their booklet to the classroom teachers in order to be allowed to choose a prize from the treasure chest.


The “**Parents Partners in Reading Club**” book can be found in your child’s mailbox. This is the white box located above your child’s cubby.


Thank you in advance for your support and Good Luck to everyone!

Special Events Information:

Monday March 9th All Scholastic Book Orders  Are Due To Ms. Tam

Sunday, March 15th Happy Birthday Nolan. 


Friday March 13th Saint Patrick’s Day Celebration,  Please send your child to school wearing something **Green!**

Friday March 13th Last day of classes before our Spring Break holidays.  **Please clean out everything from your child’s cubby** as we will be having them cleaned from top to bottom, over the break. Thank you!

Monday March 16th – Friday March 20th Spring Break!  – **cefa™** Is Closed. 



Tuesday, March 17th Happy Birthday Jiah. 

Saturday, March 21st Happy Birthday Tarzan. 
















Monday March 23rd School re-opens after Spring Break.  Welcome back everyone we hope you all had a great restful holiday!!

Tuesday, March 31st Happy Birthday Ella Q. 





Tuesday, March 31st **cefa™**


 **Crazy Hair Day**  No Uniform Required! 😊.

Please send your child to school with their craziest, zaniest hair Styles.

Date:	Home Work	
<p>Week One (Mar 2nd – 6th)</p>	<p style="text-align: center;"><u>Writing</u></p> <p> Please begin to teach your child the first letter of their name in uppercase and once they have mastered this teach them the rest of the letters in their name in lowercase only. If you would like to continue this at home please come and talk to Ms. Tam so that she can give you the proper writing sheets needed.</p> <p style="text-align: center;"><u>Math</u></p> <p style="text-align: center;">Counting, counting and counting!!</p> <p> Count the number of members in your family. See how many arms, toes, legs and fingers your family has!</p>	<p style="text-align: center;"><u>Reading</u></p> <p> Help your child find a small object at home that begins with the letter r. Allow your child to bring the object to school and share it with their friends during circle time. (For example, a rabbit).</p> <p> Help your child cut out an image or draws a picture of something that begins with the letter r. During circle time, your child will get to paste it into our alphabet book!</p> <p style="text-align: center;"><u>Science</u></p> <p> While at the dentist or doctor's office, look at their tools and observe how they use them.</p>
<p>Week Two (Mar 9th – 13th)</p>	<p style="text-align: center;"><u>Drawing Skills</u></p> <p> Ask your child about their drawing: what are they drawing? Is this the mouth of the alligator you are drawing? Wow! It has big yellow eyes?! Etc. This will help your child draw with more detail.</p> <p style="text-align: center;"><u>Math</u></p> <p style="text-align: center;">Working With Number Recognition!</p> <p> While driving in the car take a look at everyone's license plates. Try to name the different numbers you see on them.</p>	<p style="text-align: center;"><u>Take Home Reading</u></p> <p> Help your child find a small object at home that begins with the letter s. Allow your child to bring the object to school and share it with their friends during circle time. (For example, a snail).</p> <p> Help your child cut out an image or draws a picture of something that begins with the letter s. During circle time, your child will get to paste it into our alphabet book!</p> <p style="text-align: center;"><u>Science</u></p> <p> Use your senses to describe things around you. i.e. "It smells like cookies" "I can see snow on the mountains" etc</p>
<p>Week Three (Mar 23rd – 27th)</p>	<p style="text-align: center;"><u>Coloring Skills</u></p> <p> Help your child stay within the lines of a coloring sheet.</p> <p style="text-align: center;"><u>Math</u></p> <p style="text-align: center;">Colors And Shapes</p> <p> Bring something to school that is the color purple or a diamond shape.</p>	<p style="text-align: center;"><u>Take Home Reading</u></p> <p> No Homework!</p> <p> No Homework!</p> <p style="text-align: center;"><u>Science</u></p> <p> Use your tongue or fingers to count how many teeth you have. Is it the same as mom and dad?</p>

<p>Projects, Parties and Other Great News!</p>	<p>Nothing to report at this time</p>
---	--

<p>Notes and Reminders</p>	<p> Cubbies! Please make sure to clean out your child's cubby on or before Friday, March 13th, as the cubbies will be completely cleaned out from top to bottom during our spring break. Any stuff left in your child's cubby might not be there when they return. Thank you for your cooperation.</p> <p> Growth and Development! We are very excited to see that the children of Junior Kindergarten Two A have grown up so fast. The children have learned to put their jackets on in a fun way (flippy doo), and now some of them are able to zip their own jackets up. We ask that you would help encourage the children outside the school setting as well, by letting them put on and zip their own jackets up and put their own shoes on. This gives them a sense of worth and self-esteem. Thanks for helping us with your child's growth.</p> <p> Rain/Winter Gear! As the weather is getting colder and wetter outside, We would like to let all parents know that it is okay for the children to wear a store-bought winter coat to school as long as they have their cefa rain jacket, cefa rain pants, cefa rain boots, a hat, and mittens in their backpack as well as a spare change of clothes. This will ensure that your child stays warm and dry when we go outside during play time.</p> <p> Illness Policy.... PLEASE! If your child is sick do NOT bring them to school. Returning to school is advised when at least 24 hours have passed with no symptoms (green runny nose, chronic coughing, fever, vomiting, and diarrhea). Let's all do our part to stop the spread of germs and viruses. Remember this is for the safety of your own children at cefa™ and their siblings as well as for the other students, and teachers of the school. If you require additional information about our illness policy please refer to the parent package.</p>
---------------------------------------	--

<p>Contributing To Our Classroom!</p>	<p> Dramatic Play Area During the month of March our drama area in the classroom will be set up as a Dental Office. If anyone has any materials that we could use that would be great. We are looking for anything like old doctor's costumes, or something that could be used in a dental office.</p>
--	--