



September Newsletter Junior Kindergarten Two A

Subject		CEFA Curriculum Learning Objectives <i>(CEFA games and activities)</i>	
Reading	The Letter Of The Month Is: a b c	Auditory perception:	Using games that focus on listening skills and phonetic awareness, such as flying like an airplane when you hear a word that begins with the letter a .
		Reading comprehension:	The children will get to retell familiar stories to our sleepy alligator, bubble bear and copy cat puppets, which fall asleep and miss parts of the stories.
		Visual perception:	The children will get to play memory games like, "What is the same?", "What is different?", "Object hide and seek!", "What's missing? and Who is under the blanket.
		Imagination and creativity:	The children will use their imaginations to create their very own stories by using different felt story pieces.
Writing	One-on-One Sensorial / Worksheets: <ul style="list-style-type: none"> • Curves • First name (letter by letter) • Letters of the month: a b c • Journaling 	Fine motor games:	Scooping and pouring small stringing rings, small colored building blocks, stacking rings and gears.
		Eye hand coordination:	Hanging barrels of monkeys, lacing construction vehicles cards, building buttons and tweezers and large beads and peg boards.
		Craft projects:	Gluing pompoms on top of a small apple shape, making bead bracelets and drawing with colored chalk on top of a small cloud shaped paper.
		Drawing and colouring:	Still drawings of apples, birds and cats, coloring what does not belong, line tracing, maze and dot to dot worksheets.

Math	Number of the month is:	Reasoning:	Sink or float
	One	Colors and Shapes:	The color of the month is red and the shape is a circle .
	<ul style="list-style-type: none"> Counting Computing Number order Number recognition 	Measurement:	Measuring cups and water
		Estimation and Arithmetic:	Estimating simple amounts of apples, beads and cotton balls.

Science 	The science topic for the month of September is: The Five Basic Food Groups	The stem challenges for the month of September is to: Stack up apples, use toothpicks and real apples to re construct something, and build an apple boat and try to sail it.	We will be learning all about the 5 basic food groups, and why eating healthy food is so important to our bodies.
--	--	--	--



Monthly Update From The Teachers
<u>Welcome Everyone To Our Junior Kindergarten Two A Classroom</u>
A warm welcome to our new parents and children of Junior Kindergarten Two A! We hope you all had a fantastic summer and are ready to enjoy an exciting new school year in our Junior Kindergarten Two A classroom. We look forward to a year of growth and experiences that entice, involve and challenge the children. In addition to learning together, we cannot wait to get to know each of our students and enjoy our time together.
Socials This Month Is: <u>All About Me!</u>
The children will be learning more about themselves, focusing on introducing themselves and making new friends in the classroom. We will be getting to know each other as unique individuals, as well as singing songs that name each friend.
Socials Homework:  Please bring in an updated Family Photo (no larger than a 3.5 x 5) so your child can introduce their family to their friends at circle time. After this, we will hang all the pictures on our special Junior Kindergarten Two A family tree for everyone to see!

Special Events Information:

Monday, September 7th Labour Day – cefa™ is closed.












Tuesday, September 8th Happy first day of school. Welcome back everyone

Monday September 21st All Scholastic Book Orders Are Due to Ms. Tam



Wednesday, September 30th

cefa™ Fun Day! **Comfy Day** No Uniform Required! .
Please send your child to school wearing their comfiest clothing possible!

Date:	Home Work	
<p>Week One (Sept 8th – 11th)</p>	<p style="text-align: center;"><u>Writing</u></p> <p> If you would like to continue teaching your child how to write their name at home please come and talk to Ms. Tam so that I can give you the proper writing sheets needed.</p> <p>Please begin to teach your child to write the first letter of their name in uppercase and once they have mastered this continue to teach them how to write the rest of the letters in their name in lowercase only.</p> <p style="text-align: center;"><u>Math</u></p> <p>Counting, Counting and Counting!!</p> <p> Try counting the number of peas, corn or carrots you can see on your dinner plate.</p>	<p style="text-align: center;"><u>Reading</u></p> <p> Help your child find a small object at home that begins with the letter a. Allow your child to bring the object to school and share it with their friends during circle time. (For example, an <u>apple</u>).</p> <p> Help your child cut out an image or draw a picture of something that begins with the letter a. During circle time, your child will get to paste it into our alphabet book!</p> <p style="text-align: center;"><u>Science</u></p> <p> During breakfast time discuss the different foods on your plate and what food group they belong to.</p>
<p>Week Two (Sept 14th – 18th)</p>	<p style="text-align: center;"><u>Drawing Skills</u></p> <p> Ask your child about their drawing: what are they drawing? Is this the mouth of the alligator you are drawing? Wow! It has big yellow eyes?! Etc. This will help your child draw with more detail.</p> <p style="text-align: center;"><u>Math</u></p> <p>Keep On Counting!!</p> <p> Most children have reached a point where they are comfortable counting individual objects. You can now start associating different amounts to its corresponding numeral. For example, have the children place 10 cheerios on the number 10</p>	<p style="text-align: center;"><u>Reading</u></p> <p> Help your child find a small object at home that begins with the letter b. Allow your child to bring the object to school and share it with their friends during circle time. (For example, a <u>bird</u>).</p> <p> Help your child cut out an image or draw a picture of something that begins with the letter b. During circle time, your child will get to paste it into our alphabet book!</p> <p style="text-align: center;"><u>Science</u></p> <p> During dinner time continue to discuss the different foods on your plate and what food group they belong to.</p>

<p>Week Three (Sept 21st – 25th)</p>	<p><u>Coloring Skills</u>  Help your child stay within the lines of a coloring sheet.</p> <p>Math Colors And Shapes  Bring something to school that is the color red or a circle shape.</p> <p>Science  During this week please bring in a cut out of a healthy food for your body to eat and one that is not. We will be gluing these pictures onto a poster board chart.</p>	<p><u>Reading</u>  Help your child find a small object at home that begins with the letter c. Allow your child to bring the object to school and share it with their friends during circle time. (For example, a cat).</p> <p> Help your child cut out an image or draw a picture of something that begins with the letter c. During circle time, your child will get to paste it into our alphabet book!</p>
<p>Week Four (Sept 28th – Oct 2nd)</p>	<p><u>Cutting</u>  Help your child cut along the lines of an object.</p> <p>Math More Colors And Shapes  Play shapes or color “I spy” around the house or in the car and look for circles or things that begin with the color red?</p>	<p><u>Take Home Reading</u>  No Homework!</p> <p>Science  No Homework!</p>

<p>Projects, Parties and Other Great News!</p>	
---	--

<p>Contributing To Our Classroom!</p>	<p> Field Trips and Class Outings! We have many exciting fieldtrips into our community and those around us, planned for this year. For the field trips that your child attends with our class, it is necessary that a parent or other responsible adult friend accompany them. This is merely a safety precaution as it is likely to be a busy atmosphere outside of the safety of the school and it can be quite difficult for teachers to supervise large numbers of children in crowded places. Parents are always welcome and encouraged to attend field trips, in-class parties and special events. We love to have you join us!</p> <p> Dramatic Play Area During the month of September our drama area in the classroom will be set up as a house keeping area. If anyone has any materials that we could use that would be great. Thank you in advance!</p>
--	--

Notes and Reminders

Uniforms...

Now that the school year has started, we will be strictly enforcing our uniform policy. All children must wear the following items to school every day. Their **cefa** shirt, dress/pants/leggings, and jacket. Thank you!

Establishing a link between home and school . . .

The main form of communication is the newsletter. Our favourite part of implementing the curriculum is involving families ☺ so please read your newsletters and mark your calendars! We also post notices on the parent board, so please be sure to check it daily. Our classroom phone number is **(604) 565-3333 ext.113**. Please don't hesitate to call, but be advised that if the children are requiring our attention, we may not be able to answer the phone right away. In that case, please leave a message or if the matter is urgent, please dial **ext. 101** for our schools principal Ms. Daylene Silbernagel who would be happy to help direct your call. If you have any questions about the curriculum or other matters, a great way to reach us is by e-mail (ms.tam@cefa.ca) or (ms.roldan@cefa.ca) so that we can devote more attention to you.



Show and tell days in Junior Kindergarten Two A!

Your child will be sent home with a special show and tell box. They are encouraged to bring something unique and special to him or her on the next morning after he or she was assigned the box for that week. Please try to keep it to a minimum of **1-2 items**. Please refrain from allowing breakables to be brought to school, as We cannot guarantee their safety thank you. It is very important that you respect the return policy because the longer the box is missing the longer the next child will have to wait for their turn.



Check your child's mailbox daily!

Remember to check your child's "mailbox" each day. The black filing box on top of their cubbies with grey folders inside, is where important internal-school messages, administrative information and art work is placed daily. Because your child may half to share a cubby with another child in the classroom it is also very important to make sure you take things home daily.