


November Newsletter

Junior Kindergarten Two A

Subject		CEFA Curriculum Learning Objectives <i>(CEFA games and activities)</i>	
Reading	The Letter Of The Month Is: g h i	Auditory perception:	Using games that focus on listening skills and phonetic awareness, fly like a helicopter when you hear a word that starts with the letter h .
		Reading comprehension:	The children will get to retell familiar stories to our sleepy gorilla, hippopotamus and iguana puppets, which fall asleep and miss parts of the stories.
		Visual perception:	The children will get to play memory games like, "What is the same?", "What is different?", "Object hide and seek!", "What's missing, who is under the blanket and Picture or letter matching.
		Imagination and creativity:	The children will use their imaginations to create their very own stories space stories by using different felt story pieces.
Writing	One-on-One Sensorial / Worksheets: <ul style="list-style-type: none"> • Curves • First name (letter by letter) • Letters of the month: g h i • Journaling 	Fine motor games:	Etch-a-sketch, Plastic Links, Wooden Bear Family Puzzle, Barrel Of Monkeys.
		Hand eye coordination:	Placing gems on top of the letter g's , using hammers to hammer nails into cork, stinging alphabet beads onto a necklace, placing pegs inside of the peg board and finishing mosaic pictures.
		Craft projects:	Gluing gumdrops inside of a gumball machine, tracing and cutting out our very own hand prints and decorating scoops of ice cream
		Drawing and colouring:	Still drawings of grasshoppers, horses and igloos, what does not belong and tracing curves worksheets.

Math	Number of the month is: Three <ul style="list-style-type: none"> Counting Computing Number order Number recognition 	Reasoning:	Putting numbers and objects in the correct order from least to greatest.
		Colors and Shapes:	The color of the month is yellow and the shape is a triangle .
		Measurement:	Measuring how high we can build our rocket ships before it falls over.
		Estimation and Arithmetic:	Counting the number of letters in our names and adding them together with a friend's name.
Science 	The Science topics for the month Of November are: <ul style="list-style-type: none"> Planets Stars Gravity Constellations 	The stem challenges for the month of November are to: Explore and investigate different ways to make stars and constellations.	We will be discussing the different planets. We will be exploring the stars and doing some space exploration as well, as experimenting to see how craters are made, how gravity works and how astronauts prepare to go into space.



Monthly Update From The Teachers

We hope that everyone had a wonderful and safe Halloween!

Our Halloween masquerade party was a great success. Playing some spooky Halloween games, reading some great Halloween stories, singing some spooky Halloween songs and going on our costume parade throughout the school was exciting.

A big thank you to all of the children who brought to school their favorite Halloween Costumes and participated in our Halloween events. You all looked fantastic!

Socials This Month: **My Community / Occupations**

We will be exploring our community, and expanding our understanding of the world around us! We are planning to discuss the community helpers we see in our neighborhoods every day (policemen, firefighters, doctors, and dentists) and how they can help us.

Socials Homework:

- ▶ Make a map with your child of the great places that he/she likes to visit in the community.
- ▶ Please bring in your child's map on or before **Thursday November 13th**, so that your child can share their map with everyone at circle time.

I Contribute To The World:

At CEFA, we teach the children about giving back to the community, whether it be locally or globally. This helps teach the children, not only about the community and the world we live in, it also gives the children a sense of pride, accomplishment and knowing it's just the right thing to do!

I Contribute To The World Homework:  Nothing to contribute at this time.

Thank, you in advance for your continued support

Reading At Home Program:

We are very excited to launch our new Reading at Home Program. This program has been designed to expose the children to more books and frequency in reading.

We at core education and fine arts challenge each family to 200 nights of reading! You can choose to read a story to your child or they can read one to you.



Every time 50 nights of reading is completed; your child will need to return their booklet to the classroom teachers in order to be allowed to choose a prize from the treasure chest.



The “**Parents Partners in Reading Club**” book can be found in your child’s mailbox. This is the black box located above your child’s cubby.

Thank you in advance for your support and Good Luck to everyone!



Special Events Information:
















Monday November 4th All Scholastic Book Orders  Are Due to Ms. Tam





Wednesday November 11th Remembrance Day!  **cefa™** is closed. 


Wednesday November 18th Parent / Teacher Conferences!  **cefa™** is closed. 



Monday, November 30th


cefa™ Fun Day!  **Onesie Day** No Uniforms Required! .
Please bring your child to school wearing there Warmest & coziest
Onesie they may have!

Date:	Home Work	
<p>Week One (Nov 2nd - 5th)</p>	<p align="center"><u>Writing</u></p> <p> Please begin to teach your child the first letter of their name in uppercase and once they have mastered this teach them the rest of the letters in their name in lowercase only. If you would like to continue this at home please come and talk to Ms. Tam so that she can give you the proper writing sheets needed.</p> <p align="center"><u>Math</u></p> <p align="center">Counting, counting and counting!!</p> <p> Try counting the number of stars you can see.</p>	<p align="center"><u>Take Home Reading</u></p> <p> Help your child find a small object at home that begins with the letter “g”. Allow your child to bring the object to school and share it with their friends during circle time. (For example, a <u>g</u>rape).</p> <p> Help your child cut out an image or draw a picture of something that contains the letter “g” in it. During circle time, your child will get to paste it into our alphabet scrap book. (For Example, a <u>g</u>oat)</p> <p align="center"><u>Science</u></p> <p> Go Stargazing and try to name some of the constellations you see!</p>
<p>Week Two (Nov 9th - 13th)</p>	<p align="center"><u>Drawing Skills</u></p> <p> Ask your child about their drawing: what are they drawing? Is this the mouth of the alligator you are drawing? Wow! It has big yellow eyes?! Etc. This will help your child draw with more detail.</p> <p align="center"><u>Math</u></p> <p align="center">Keep On Counting!!</p> <p> Most children have reached a point where they are comfortable counting individual objects. You can now start associating different amounts to its corresponding numeral. For example, have the children place 10 cheerios on the number 10</p>	<p align="center"><u>Take Home Reading</u></p> <p> Help your child find a small object at home that begins with the letter “h”. Allow your child to bring the object to school and share it with their friends during circle time. (For example, a <u>h</u>orse).</p> <p> Help your child cut out an image or draw a picture of something that contains the letter “h” in it. During circle time, your child will get to paste it into our alphabet scrap book. (For Example, a <u>h</u>elicopter)</p> <p align="center"><u>Science</u></p> <p> Discuss with your child where on planet earth you live and were you have visited.</p>
<p>Week Three (Nov 16th – 20th)</p>	<p align="center"><u>Coloring Skills</u></p> <p> Help your child stay within the lines of a coloring sheet.</p> <p align="center"><u>Math</u></p> <p align="center">Colors And Shapes</p> <p> Bring something to school that is the color yellow or a triangle shape.</p> <p align="center"><u>Science</u></p> <p> Record the moons cycle, and observe how its appearance changes</p>	<p align="center"><u>Take Home Reading</u></p> <p> Help your child find a small object at home that begins with the letter “i”. Allow your child to bring the object to school and share it with their friends during circle time. (For example, <u>i</u>ce cream).</p> <p> Help your child cut out an image or draw a picture of something that contains the letter “i” in it. During circle time, your child will get to paste it into our alphabet scrap book. (For Example, an <u>i</u>gloo)</p>

	each night. You can even take a picture to share with us!	
Week Four (Nov 23 rd – 27 th)	<p align="center">Cutting</p>  Help your child cut along the lines of an object. <p align="center">Math</p> <p align="center">More Colors And Shapes</p>  Play shape or color “I spy” around the house or in the car and look for triangles or things that begin with the color yellow ?	<p align="center"><u>Take Home Reading</u></p>  No Homework! <p align="center"><u>Science</u></p>  No Homework!

Projects, Parties and Other Great News!	<p>Parent Teacher Conferences! </p> <p>We will be holding our parent teacher conferences on Wednesday November 18th 2020. This is a great opportunity to sit down and chat about your child’s progress at school.</p> <p>We will be emailing out your child’s progress reports over the next few weeks and we would love to meet with each of you to discuss them more in depth.</p> <p>As the meetings are only 15 mins in length and this is a very busy day, we kindly ask that you remember the time that you have signed up for and try not to extend your phone conversation into someone else’s spot. If it is your turn and we are running behind please kindly be patient and we will call you soon. Thank you in advance for your co-operation.</p>
--	--

Notes and Reminders	 <p>Rain/Winter Gear!</p> <p>As the weather is getting colder, I would like to let all parents know that it is okay for the children to wear a store-bought winter coat to school as long as they have their cefa rain jacket, cefa rain pants, rain boots, a hat, mittens and a spare change of clothing in their backpacks. This will ensure that your child stays warm and dry if we go for walks outside.</p>  <p>Illness Policy....</p> <p>PLEASE! If your child is sick do NOT bring them to school. Returning to school is advised when at least 24 hours have passed with no symptoms (green runny nose, chronic coughing, fever, vomiting, and diarrhea).</p> <p>Let’s all do our part to stop the spread of germs and viruses. Remember this is for the safety of your own children at cefa™ and their siblings as well as for the other students, and teachers of the school.</p>
----------------------------	--

Contributing To Our Classroom!	 <p>Dramatic Play Area</p> <p>During the month of November our drama area in the classroom will be set up as a construction site. If anyone has any materials that we could use that would be great. We are looking for anything like posters, old cell phones, tools, outfits hard hats ect. Thank you in advance.</p>
---------------------------------------	--

