


February Newsletter

Junior Kindergarten Two A

Subject		CEFA Curriculum Learning Objectives (CEFA games and activities)	
Reading	Letters of the month: o p q	Auditory perception:	We will be playing games that focus on listening skills and phonetic awareness such as: Sound bingo & acting out the actions to the words we here the teacher saying, that begin with the letters o, p & q.
		Reading comprehension:	The children will get to retell familiar stories to our sleepy octopus, pig and quail puppets, which fall asleep and miss parts of the stories.
		Visual perception:	Matching letter o, p, & q objects to their pictures & placing the correct letter o, p, & q objects into the correct letter alphabet boxes.
		Imagination and creativity:	Giving the children felt pieces and asking them to make up their own stories.
Writing	One-on-One Sensorial / Worksheets: <ul style="list-style-type: none"> • Curves • First name (letter by letter) • Letters of the month: o p q • Journaling 	Fine motor games:	Hearts and tweezers, white boards and markers, play sticks and buddy building blocks.
		Eye hand coordination:	Triangle connectors, hearts and tweezers, lacing cards and geometric shape connectors.
		Craft projects:	Making octopus hand prints, painting mud on top of a pig and making q-tip quilts.
		Drawing and colouring:	Still drawing objects for the letters o, p, & q and using coloring worksheets.
Math	Number of the month is: Six <ul style="list-style-type: none"> • Counting • Computing • Number order • Number recognition 	Reasoning:	Putting hearts in order from smallest to largest.
		Colors and Shapes:	The color of the month is pink and the shape is heart.
		Measurement:	How high in the sky can we throw a feather.

		Estimation and Arithmetic:	Guessing how many plastic hearts it will take to fill the heart tin.
Science 	The Science Topic For The Month Of February is to explore and learn all about dinosaurs.	The Stem Challenge For The Month Of February is to: Explore and create a dinosaur land and build an active volcano.	We will be discussing different types of dinosaurs, like plant eaters and meat eaters. We will be digging up and examining dinosaur bones as well as building a volcano.



Monthly Update From The Teacher


We are so proud of how much we have accomplished as a group this year! Our friends have started to show a great deal of interest in letters, and can often be found picking certain letters out of their favorite books or snacks. They have learned to talk to their friends, take turns, and show empathy for each other. We are so delighted to have everyone in our classroom!



Socials This Month: **My Feelings**

We will be talking about how we feel this month, as well as how we can appropriately express our feelings. We are planning to explore positive feelings and coping strategies related to friends, family, and personal growth.

Socials Homework:

 Talk to your child about how they can express their feelings. Help them learn to describe their feelings! (happy, sad, frustrated, angry, excited, etc.)



I Contribute To The World: **Standing Up Against Bullying**

Teaching children at an early age about bullying is a very important tool. All children should be aware of what bullying looks like and where it can happen.

February Is Anti Bullying Month, be sure to wear a **Pink Shirt** on **Friday February 26th, 2021** and take a stand against bullying! This special day takes place in schools, workplaces, and neighborhoods across the nation, and features individuals like yourself who bring awareness to the cause.

JK 2A will be making a pink shirt display outlining what they feel bullying means to them.

I Contribute To The World Homework: 🖍️

Discuss bullying with your child and the importance of being kind and respectful to one another.

Reading At Home Program:

We are very excited to launch our new Reading at Home Program. This program has been designed to expose the children to more books and frequency in reading.

We at core education and fine arts challenge each family to 200 nights of reading! You can choose to read a story to your child or they can read one to you.

Every time 50 nights of reading is completed; your child will need to return their booklet to the classroom teachers in order to be allowed to choose a prize from the treasure chest.

The “**Parents Partners in Reading Club**” book can be found in your child’s mailbox. This is the white box located above your child’s cubby.

Thank you in advance for your support and Good Luck to everyone!

Special Events Information:

Tuesday, February 2nd Happy Groundhog Day! 🐻

Tuesday, February 9th All Scholastic Book Orders 📚 Are Due To Ms. Tam
















Friday, February 12th Professional Day! 👩‍🏫 – cefa™ Is Closed. 🚫






Monday, February 15th BC Family Day– cefa™ is closed. 🚫

Tuesday, February 16th Happy Birthday Grayson 🎂



Sunday, February 21st Happy Birthday Kabir 🎂


Friday, February 26th cefa™ Fun Day! 🎉 **Anti Bullying Day! Pink Shirt Day!** 🧕
Please have your child come to school wearing a pink shirt
No Uniform Required! 😊

Date:	Home Work	
<p>Week One (Feb 1st – 5th)</p>	<p style="text-align: center;"><u>Writing</u></p> <p> Please begin to teach your child the first letter of their name in uppercase and once they have mastered this teach them the rest of the letters in their name in lowercase only. If you would like to continue this at home please come and talk to Ms. Tam so that she can give you the proper writing sheets needed.</p> <p style="text-align: center;"><u>Math</u></p> <p style="text-align: center;">Counting, counting and counting!!</p> <p> Color a picture that has 6 items. Use the items to keep track of how many you have colored.</p>	<p style="text-align: center;"><u>Reading</u></p> <p> Help your child find a small object at home that begins with the letter o. Allow your child to bring the object to school and share it with their friends during circle time. (For example, an owl).</p> <p> Help your child cut out an image or draws a picture of something that begins with the letter o. During circle time, your child will get to paste it into our alphabet book!</p> <p style="text-align: center;"><u>Science</u></p> <p> You could begin to talk about prehistoric times and creatures with your child.</p>
<p>Week Two (Feb 8th – 12th)</p>	<p style="text-align: center;"><u>Drawing Skills</u></p> <p> Ask your child about their drawing: what are they drawing? Is this the mouth of the alligator you are drawing? Wow! It has big yellow eyes?! Etc. This will help your child draw with more detail.</p> <p style="text-align: center;"><u>Math</u></p> <p style="text-align: center;">Making Sense Of Time!!</p> <p> Try making a daily schedule and talk about what you do at different times during the day. For example, 7:00 I wake up, 7:30 I eat breakfast.... You could also have your child draw pictures to correspond to what they are doing or you could take pictures of your child doing that activity.</p>	<p style="text-align: center;"><u>Take Home Reading</u></p> <p> Help your child find a small object at home that begins with the letter p. Allow your child to bring the object to school and share it with their friends during circle time. (For example, a pig).</p> <p> Help your child cut out an image or draws a picture of something that begins with the letter p. During circle time, your child will get to paste it into our alphabet book!</p> <p style="text-align: center;"><u>Science</u></p> <p> Bring in your favorite Dinosaur for Dino land on or before Wednesday February 10th 2021</p> <p> Please remember to label all Dinosaurs with your child's name as they will be shared.</p>
<p>Week Three (Feb 15th – 19th)</p>	<p style="text-align: center;"><u>Coloring Skills</u></p> <p> Help your child stay within the lines of a coloring sheet.</p> <p style="text-align: center;"><u>Math</u></p> <p style="text-align: center;">Colors And Shapes</p> <p> Bring something to school that is the color pink or a heart shape.</p>	<p style="text-align: center;"><u>Take Home Reading</u></p> <p> Help your child find a small object at home that begins with the letter q. Allow your child to bring the object to school and share it with their friends during circle time. (For example, a queen).</p> <p> Help your child cut out an image or draws a picture of something that begins with the letter q. During circle time, your child will get to paste it into our alphabet book!</p>

		<p align="center"><u>Science</u></p> <p> Bring in a dinosaur book to share at science time, or a song on CD during the week of February 15th to 19th</p>
<p>Week Four (Feb 22nd – 26th)</p>	<p align="center">Cutting</p> <p> Help your child cut along the lines of an object.</p> <p align="center">Math</p> <p align="center">More Colors And Shapes</p> <p> Plays shape or color “I spy” around the house or in the car and look for hearts or things that are the color pink?</p>	<p align="center"><u>Take Home Reading</u></p> <p> No Homework!</p> <p align="center"><u>Science</u></p> <p> No Homework!</p>

<p>Projects, Parties and Other Great News!</p>	
-----------------------------------------------------------------------	--

<p>Notes and Reminders</p>	<p></p> <p>Rain/Winter Gear!</p> <p>As the weather is getting colder and wetter outside, we would like to let all parents know that it is okay for the children to wear a store-bought winter coat to school as long as they have their cefa rain jacket, cefa rain pants, rain boots, a hat, and mittens in their backpack as well as a spare change of clothes. This will ensure that your child stays warm and dry when we go outside during play time.</p> <p> Illness Policy....</p> <p>PLEASE! If your child is sick do NOT bring them to school. Returning to school is advised when at least 24 hours have passed with no symptoms (green runny nose, chronic coughing, fever, vomiting, and diarrhea).</p> <p>Let’s all do our part to stop the spread of germs and viruses. Remember this is for the safety of your own children at cefa™ and their siblings as well as for the other students, and teachers of the school.</p> <p>If you require additional information about our illness policy please refer to the parent package.</p>
-----------------------------------	------------------------------------------------------------------------------------------------------------------------------------------------------------------------------------------------------------------------------------------------------------------------------------------------------------------------------------------------------------------------------------------------------------------------------------------------------------------------------------------------------------------------------------------------------------------------------------------------------------------------------------------------------------------------------------------------------------------------------------------------------------------------------------------------------------------------------------------------------------------------------------------------------------------------------------------------------------------------------------------------------------------------------------------------------------------------------------------------------------------------------------------------------------------------------------------------------------------------------------------------------

<p>Contributing To Our Classroom!</p>	<p> Plastic Bags</p> <p>We are always looking for plastic grocery bags to put dirty clothes in.</p>
----------------------------------------------	-----------------------------------------------------------------------------------------------------------------------------------------------------------------------------------------------