

April Newsletter Junior Kindergarten Two A

Subject		CEFA Curriculum Learning Objectives (CEFA games and activities)	
Reading	Letters of the month: t, u & v	Auditory perception:	Park your car in the stall that matches the picture or word to what the teacher asks you to find.
		Reading comprehension:	The children will get to retell familiar stories to our sleepy turtle, umbrella bird, or viper puppets, which fall asleep and miss parts of the stories.
		Visual perception:	Matching letter t, u & v objects to their pictures & placing the correct letter t, u & v objects into the correct letter alphabet boxes.
		Imagination and creativity:	Giving the children felt pieces and asking them to make up their own stories.
Writing	One-on-One Sensorial / Worksheets: <ul style="list-style-type: none"> • Curves • First name (letter by letter) • Letters of the month: t, u & v • Journaling 	Fine motor games:	Stacking rabbits, scooping and pouring eggs, hopping rabbits and barrel of rabbits.
		Eye hand coordination:	shape mosaics, cork board and hammers, pimento blocks, and catching pop up rabbits.
		Craft projects:	Making tissue paper turtles, Umbrella birds and vegetable prints.
		Drawing and colouring:	Still drawing objects for the letters t, u & v and using coloring worksheets.
Math	Number of the month is: Eight <ul style="list-style-type: none"> • Counting • Computing • Number order • Number recognition 	Reasoning:	Counting by tens in order to stack a pyramid to the top
		Colors and Shapes:	The color of the month is brown and the shape is a star
		Measurement:	Using measuring cups, spoons and rainbow rice in our sensory Bin
		Estimation and Arithmetic:	Greater than and less than estimation of different objects.

<p>Science</p> 	<p>Our Science Topic For The Month Of April Is: to explore and learn all about Animals & Their Habitats</p>	<p>The Stem Challenge For The Month Of April Is to: Think Of And Reconstruct As Many Different Animal Habitat's As Possible.</p>	<p>We will be exploring the similarities and differences of mammals, reptiles and birds, as well as their different environments or habitats.</p>
--	---	---	---



Monthly Update From The Teacher:

The children in Junior Kindergarten Two A have been noticing changes in our environment like new blossoms, bird nests, leaves growing and the weather starting to get warmer. You're just in time to hop into spring with us! Welcome Spring!!!

Socials This Month: What I Like Most About School

This month, we will be exploring what our favorite things to do at school are.

Socials Homework: 📌 Make a picture at home with your child about what they like to do most at school. Bring it in and share it with us on or before **Wednesday, April 14th**.

I Contribute To The World: Book Drive!

I Contribute To The World Homework: 📌 Books, Book, Books. For the month of **April**, we are asking families, who are ready to clean out their library, to bring in books for our book drive. Please makes sure that books you are donating are lightly used and not ripped or written in.

Reading At Home Program:

We are very excited to launch our new Reading at Home Program. This program has been designed to expose the children to more books and frequency in reading.

We at core education and fine arts challenge each family to 200 nights of reading! You can choose to read a story to your child or they can read one to you.

Every time 50 nights of reading is completed; your child will need to return their booklet to the classroom teachers in order to be allowed to choose a prize from the treasure chest.

The **“Parents Partners in Reading Club”** book can be found in your child’s mailbox. This is the white box located above your child’s cubby.

Thank you in advance for your support and Good Luck to everyone!



Special Events Information:

Thursday, April 1st Happy April Fool's Day! Really, It's Not A Joke 😊

Friday April 2nd Good Friday – cefa™ is closed. 








Monday April 5th Happy Birthday Jasleen 🎂













Thursday April 22nd  Happy Earth Day!


Thursday April 22nd Parent / Teacher Conferences!  cefa™ is closed. 

Friday, April 30th

cefa™ Fun Day!  **Jeans Day**  No Uniform Required! 😊
Please send your child to school wearing
their most outstanding pair of jeans.

Date:	Home Work	
<p>Week One (Apr 5th – 9th)</p>	<p style="text-align: center;"><u>Writing</u></p> <p> Please begin to teach your child the first letter of their name in uppercase and once they have mastered this teach them the rest of the letters in their name in lowercase only. If you would like to continue this at home please come and talk to Ms. Tam so that she can give you the proper writing sheets needed.</p> <p style="text-align: center;"><u>Math</u></p> <p style="text-align: center;">Counting, counting and counting!!</p> <p> Practice counting by twos with pairs of socks. Whisper the odd numbers and loudly say the even ones.</p>	<p style="text-align: center;"><u>Reading</u></p> <p> Help your child find a small object at home that begins with the letter t. Allow your child to bring the object to school and share it with their friends during circle time. (For example, a <u>telephone</u>).</p> <p> Help your child cut out an image or draws a picture of something that begins with the letter t. During circle time, your child will get to paste it into our alphabet book!</p> <p style="text-align: center;"><u>Science</u></p> <p> Take a trip to the Vancouver Zoo!</p>
<p>Week Two (Apr 12th – 16th)</p>	<p style="text-align: center;"><u>Drawing Skills</u></p> <p> Ask your child about their drawing: what are they drawing? Is this the mouth of the alligator you are drawing? Wow! It has big yellow eyes?! Etc. This will help your child draw with more detail.</p>	<p style="text-align: center;"><u>Take Home Reading</u></p> <p> Help your child find a small object at home that begins with the letter u. Allow your child to bring the object to school and share it with their friends during circle time. (For example, an <u>umbrella</u>).</p>

	<p style="text-align: center;"><u>Math</u> Sequencing!!</p> <p> Start introducing your child to the concept of sequencing. Start with something that they do every day and have them tell you what comes next. For example, before my bath I run the water with mommy or daddy then I... after my bath...</p>	<p> Help your child cut out an image or draws a picture of something that begins with the letter u. During circle time, your child will get to paste it into our alphabet book!</p> <p style="text-align: center;"><u>Science</u></p> <p> Categorize different animals you see in nature as mammals, reptiles or birds.</p>
<p>Week Three (Apr 19th – 23rd)</p>	<p style="text-align: center;"><u>Coloring Skills</u></p> <p> Help your child stay within the lines of a coloring sheet.</p> <p style="text-align: center;"><u>Math</u> Colors And Shapes!!</p> <p> Bring something to school that is the color brown or a star shape.</p> <p style="text-align: center;"><u>Science</u></p> <p> Discuss what kind of care is required for various pets and the responsibility involved.</p>	<p style="text-align: center;"><u>Take Home Reading</u></p> <p> Help your child find a small object at home that begins with the letter v. Allow your child to bring the object to school and share it with their friends during circle time. (For example, a vase).</p> <p> Help your child cut out an image or draw a picture of something that begins with the letter v. During circle time, your child will get to paste it into our alphabet book!</p>
<p>Week Four (Apr 26th – 30th)</p>	<p style="text-align: center;"><u>Cutting</u></p> <p> Help your child cut along the lines of an object.</p> <p style="text-align: center;"><u>Math</u> More Colors And Shapes</p> <p> Plays shape or color “I spy” around the house or in the car and look for stars or things that are the color brown?</p>	<p style="text-align: center;"><u>Take Home Reading</u></p> <p> No Homework!</p> <p style="text-align: center;"><u>Science</u></p> <p> No Homework!</p>

<p>Projects, Parties and Other Great News!</p>	<p>Parent Teacher Conferences! </p> <p>We will be holding our parent teacher conferences on Thursday April 22nd 2021. This is a great opportunity to sit down and chat about your child’s progress at school.</p> <p>We will be emailing out your child’s progress reports over the next few weeks and we would love to meet with each of you to discuss them more in depth.</p> <p>As the meetings are only 15 mins in length and this is a very busy day, we kindly ask that you remember the time that you have signed up for and try not to extend your phone conversation into someone else’s spot. If it is your turn and we are running behind please kindly be patient and we will call you soon. Thank you in advance for your co-operation.</p>
---	--

Notes and Reminders**It's Springtime!**

All children need to now have their sun hats, vests and a labelled leak proof water bottle at school every day. This is because the weather through the Spring can sometimes be too chilly for just a shirt but too warm for full jackets by the afternoon, our vest is the most versatile piece of our uniform and must come to school as well, to provide warmth when something heavier is too much. (Jackets, especially the outer/rain shell) should still come for now, just in case it rains) Thank you very much!

Contributing To Our Classroom!**Plastic Bags**

We are always looking for plastic grocery bags to put dirty clothes in.